

Scaled data based on original data using
LM-79-08 Approved Method: Electrical and Photometric Measurements of Solid-
State Lighting Products

Test Report Prepared for
Cooper Lighting Solutions
(formerly Eaton)

Brand: STREETWORKS

Report Number: P961450

Luminaire Tested: **NVN-SB2A-750-U-5MQ**

Issue Date: 1/21/2025

Test Information

Test Method: LM-79-08
Report Number: P961450
TEST IS SCALED FROM IESNA LM-79-08 TEST DATA (G2-2411-289-20)
Test Lab: INNOVATION CENTER
Issue Date: 1/21/2025
Manufacturer: COOPER LIGHTING SOLUTIONS (FORMERLY EATON)
Product Line: STREETWORKS
Catalog Number: NVN-SB2A-750-U-5MQ
Description: NAVION ROADWAY AND AREA HIGH DENSITY LED LUMINAIRE
(2) 70 CRI, 5000K, 350mA LIGHTSQUARES WITH 26 LEDS EACH AND TYPE V MEDIUM OPTICS
Light Source: -
Ballast/Driver: -

Summary

Lumens per Lamp: N/A
Luminaire Lumens: 10187.4 lumens
Efficiency: N/A
Efficacy: 177.8 lumens/watt
Luminous Opening: Rectangular (W 0.5' x L: 1' x H: 0')
IES Classification: Type V - Short
BUG Rating: B3 - U0 - G2

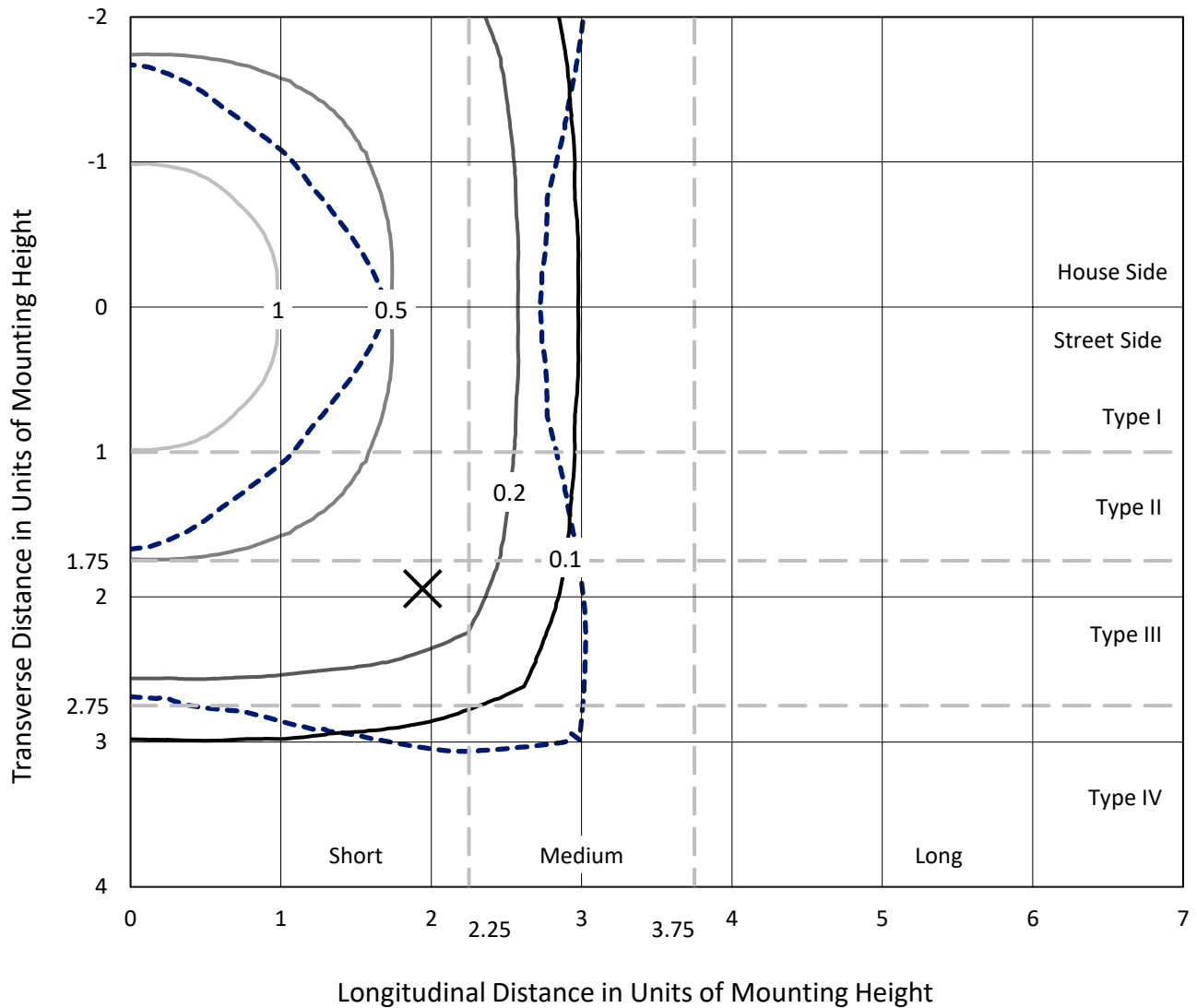
Input Watts (W): 57.3
Input Voltage (V): NR
Input Current (Ain): NR
Voltage Rise (V): NR
Power Factor: NR
Total Harmonic Distortion (THDi): NR
Frequency (hertz): 60
Stabilization Time: NR
Operation Time: NR
Ambient Temperature (°C): NR
Test Distance: 24 FT



REPORT NUMBER: P961450
 CATALOG NUMBER: NVN-SB2A-750-U-5MQ

Iso-Footcandle Lines of Horizontal Illumination

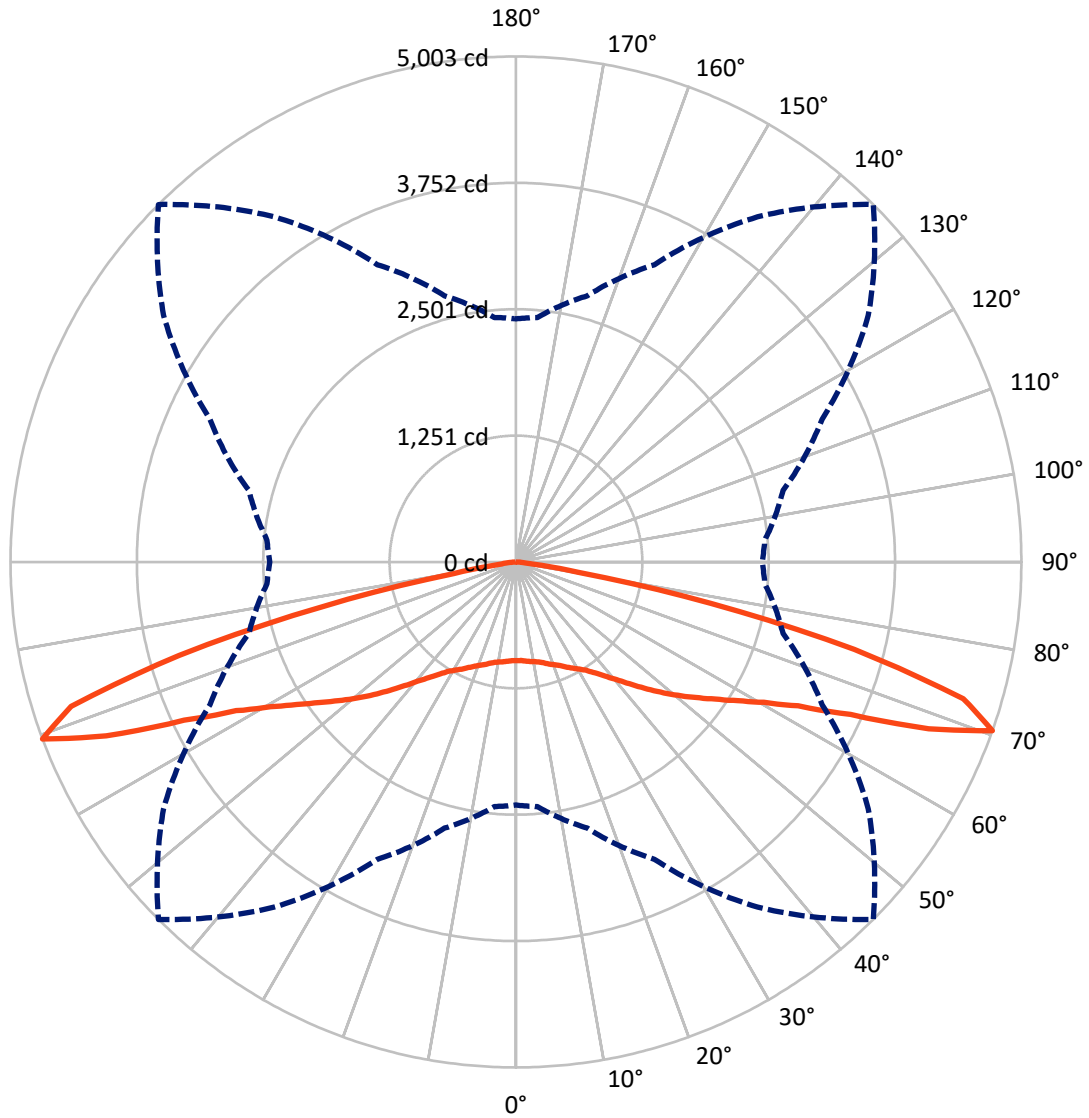
✕ Max cd
 - - - 1/2 Max cd



Based on 25 foot mounting height. Maximum calculated value = 1.6 fc
 Type V - Short - N/A

REPORT NUMBER: P961450
CATALOG NUMBER: NVN-SB2A-750-U-5MQ

Luminous Intensity Polar Plot



— Vertical Plane Through 45-Deg Lateral - - - Horizontal Cone Through 70-Deg Vertical

REPORT NUMBER: P961450
 CATALOG NUMBER: NVN-SB2A-750-U-5MQ

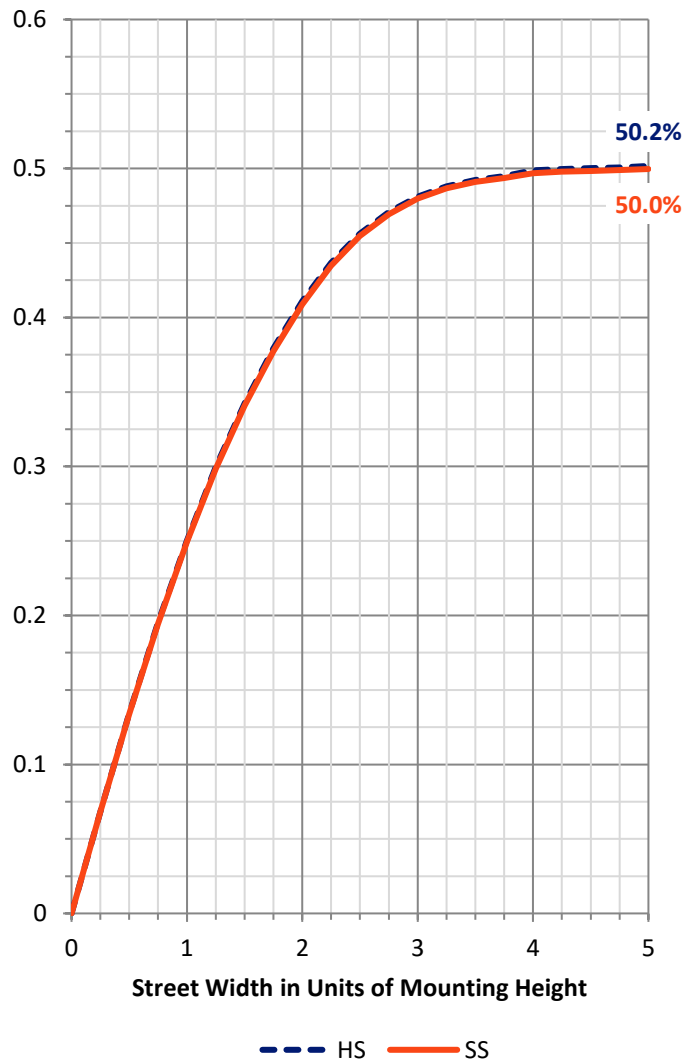
FLUX DISTRIBUTION:

		Downward	Upward	Total
House Side	Lumens	5093.7	0.0	5093.7
	% Fixture	50.0	0.0	50.0
Street Side	Lumens	5093.7	0.0	5093.7
	% Fixture	50.0	0.0	50.0
Total	Lumens	10187.4	0.0	10187.4
	% Fixture	100.0	0.0	100.0

Coefficient of Utilization

ZONAL LUMENS:

Zone	Lumens	% Fixture
0°-10°	94.8	0.9
10°-20°	294.0	2.9
20°-30°	525.4	5.2
30°-40°	851.6	8.4
40°-50°	1387.1	13.6
50°-60°	2114.9	20.8
60°-70°	3146.3	30.9
70°-80°	1714.9	16.8
80°-90°	58.4	0.6
90°-100°	0.0	0.0
100°-110°	0.0	0.0
110°-120°	0.0	0.0
120°-130°	0.0	0.0
130°-140°	0.0	0.0
140°-150°	0.0	0.0
150°-160°	0.0	0.0
160°-170°	0.0	0.0
170°-180°	0.0	0.0
0°-90°	10187.4	100.0
0°-180°	10187.4	100.0



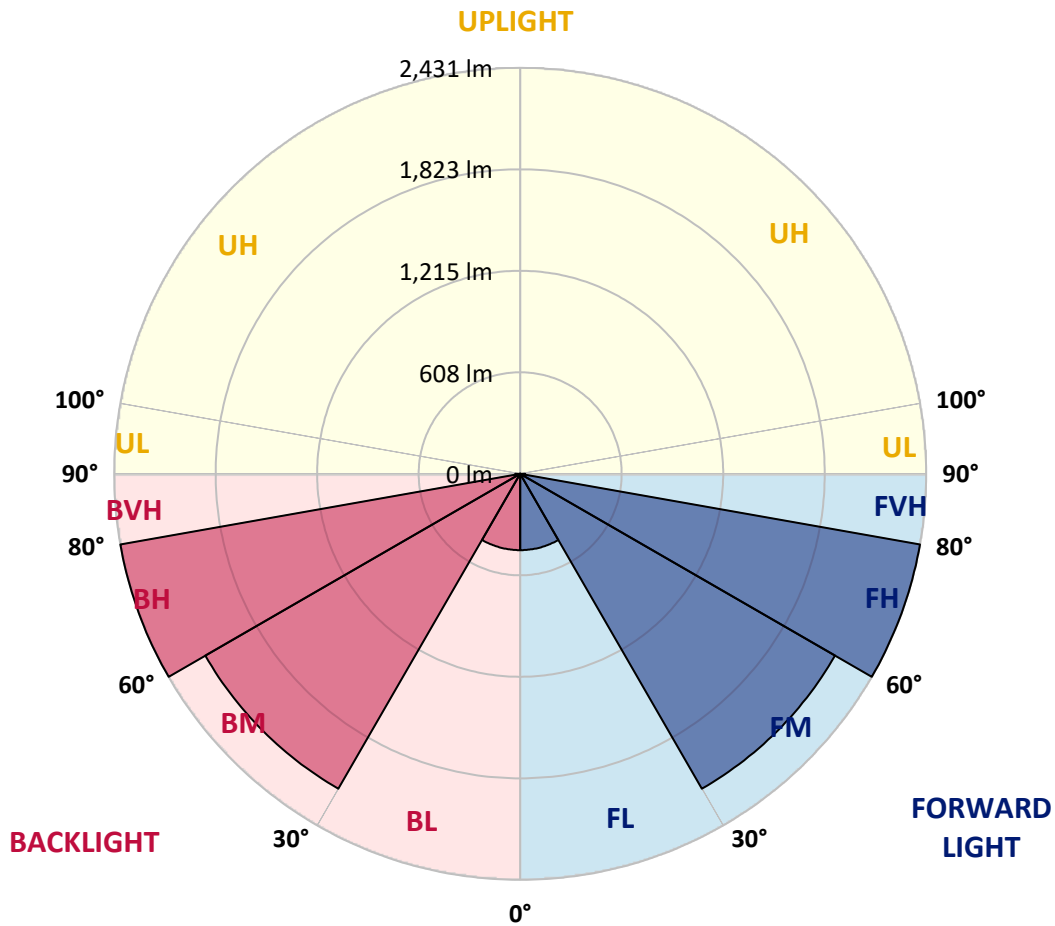
REPORT NUMBER: P961450
 CATALOG NUMBER: NVN-SB2A-750-U-5MQ

LUMINAIRE CLASSIFICATION SYSTEM LUMEN TABLE AND BUG RATING:

Zone	Lumens	% Fixture	Zone Rating/Lumen Limit		
			B	U	G
FL (0°-30°)	457.1	4.5			
FM (30°-60°)	2176.8	21.4			
FH (60°-80°)	2430.6	23.9			G2/5000
FVH (80°-90°)	29.2	0.3			G1/100
BL (0°-30°)	457.1	4.5	B1/500		
BM (30°-60°)	2176.8	21.4	B2/2500		
BH (60°-80°)	2430.6	23.9	B3/2500		G2/5000
BVH (80°-90°)	29.2	0.3			G1/100
UL (90°-100°)	0.0	0.0		U0/0	
UH (100°-180°)	0.0	0.0		U0/0	

BUG Rating: B3-U0-G2

Type V Short



REPORT NUMBER: P961450
 CATALOG NUMBER: NVN-SB2A-750-U-5MQ

CANDELA DISTRIBUTION (FULL):

	0°	5°	15°	25°	35°	45°	55°	65°	75°	85°	90°
0°	975.9	975.9	975.9	975.9	975.9	975.9	975.9	975.9	975.9	975.9	975.9
2.5°	980.4	981.4	979.4	978.4	977.4	975.9	976.4	978.9	980.9	980.4	980.9
5°	988.6	989.6	988.1	987.6	985.5	985.0	985.0	987.6	989.1	988.1	988.6
7.5°	997.8	999.4	996.8	996.3	995.3	994.2	993.7	996.3	997.8	997.8	997.8
10°	1006.6	1008.1	1006.0	1004.5	1003.5	1003.5	1002.4	1004.5	1007.1	1006.6	1006.6
12.5°	1015.8	1016.8	1014.7	1013.7	1013.7	1015.3	1013.7	1014.7	1016.8	1015.8	1015.3
15°	1027.0	1027.6	1027.0	1028.5	1031.0	1036.2	1031.6	1030.5	1031.6	1029.0	1029.0
17.5°	1042.3	1043.3	1045.4	1049.0	1052.6	1061.8	1053.6	1051.0	1051.0	1045.9	1045.9
20°	1061.3	1062.8	1065.9	1072.0	1076.7	1085.3	1077.2	1073.6	1072.0	1065.4	1065.4
22.5°	1081.2	1083.7	1088.3	1096.5	1104.7	1112.9	1104.7	1098.6	1094.0	1085.3	1084.8
25°	1104.2	1107.3	1114.5	1127.8	1139.0	1150.8	1141.0	1128.7	1119.6	1107.3	1106.8
27.5°	1136.9	1140.5	1149.2	1165.6	1179.9	1190.1	1180.9	1165.1	1152.3	1137.4	1136.9
30°	1183.0	1186.5	1196.8	1214.2	1224.0	1230.5	1224.5	1212.2	1196.8	1179.9	1179.9
32.5°	1242.3	1246.9	1258.2	1274.6	1276.6	1277.7	1275.6	1269.5	1258.2	1237.7	1238.2
35°	1317.5	1322.7	1335.4	1348.7	1346.6	1348.7	1345.6	1343.6	1335.4	1311.9	1311.9
37.5°	1409.6	1415.7	1429.0	1439.2	1434.1	1431.5	1432.0	1432.5	1428.0	1401.9	1401.9
40°	1516.5	1524.7	1534.3	1545.1	1536.4	1528.8	1533.8	1537.9	1533.8	1507.3	1507.3
42.5°	1626.5	1638.2	1648.4	1663.8	1656.6	1646.9	1654.0	1658.7	1649.9	1621.3	1623.4
45°	1748.6	1759.9	1773.2	1796.2	1791.1	1780.8	1791.1	1792.1	1777.4	1743.5	1747.1
47.5°	1875.0	1886.7	1906.7	1937.4	1935.3	1924.1	1937.4	1930.2	1911.3	1870.9	1868.4
50°	1994.6	2011.0	2041.7	2084.6	2088.7	2075.0	2092.8	2079.1	2047.3	1996.7	1995.7
52.5°	2107.2	2124.6	2173.2	2231.4	2246.3	2228.5	2252.4	2228.5	2180.8	2115.9	2109.8
55°	2225.4	2244.8	2302.6	2378.8	2408.4	2395.1	2417.7	2381.3	2313.8	2235.0	2224.4
57.5°	2364.5	2376.3	2445.2	2535.7	2585.9	2588.9	2599.2	2537.8	2456.0	2366.5	2354.2
60°	2515.4	2531.6	2606.9	2715.3	2794.6	2820.2	2809.4	2718.4	2623.3	2520.5	2504.1
62.5°	2708.7	2726.6	2816.6	2946.5	3071.8	3135.2	3093.2	2961.3	2843.7	2720.5	2698.9
65°	2868.8	2888.7	3051.3	3283.1	3511.1	3638.4	3533.2	3290.1	3078.5	2904.5	2875.9
67.5°	2752.6	2777.2	3032.5	3457.9	4025.2	4405.1	4044.5	3510.1	3095.3	2859.5	2824.3
70°	2405.9	2428.9	2726.6	3246.7	4169.9	5002.5	4256.8	3342.3	2736.2	2472.4	2437.0
72.5°	1597.3	1671.5	1972.7	2596.6	3723.4	4629.2	3760.2	2543.9	1829.9	1593.7	1542.0
75°	529.8	589.2	794.8	1346.1	2493.8	3462.0	2374.2	1191.2	629.6	453.2	428.6
77.5°	133.5	154.0	212.3	385.1	994.8	1971.2	895.5	314.6	171.4	119.7	106.9
80°	65.0	71.6	102.3	128.3	249.1	626.6	233.7	120.7	80.8	62.4	57.3
82.5°	35.8	36.3	57.8	72.7	92.6	162.2	96.1	70.6	46.5	37.8	37.8
85°	22.0	21.5	30.6	38.8	38.8	57.8	46.0	38.8	26.5	23.6	24.6
87.5°	8.7	8.7	11.3	12.3	10.8	14.9	11.8	12.8	10.2	9.7	10.2
90°	0.0	0.0	0.0	0.0	0.0	0.0	0.0	0.0	0.0	0.0	0.0

(END OF REPORT)